



SARAWAK TOURISM QUICK FACTS

2 0 1 5

***Published by:
Ministry of Tourism Sarawak, Sarawak.***

All RIGHTS RESERVED. No portion of this publication may be reproduced in whole or part without the written permission of the publisher. While every effort has been made to ensure that the information contained herein is correct at the time of publication, Ministry of Tourism Sarawak shall not be held liable for any errors, omissions or inaccuracies which may occur.

CONTENTS

- 4 *State of Sarawak*
- 5 *Sarawak In Brief*
- 6-7 *Key Summary Statistics of Malaysia (Sarawak) Population*
- 8 *Sarawak Economy*
- 9 *Key Tourism Indicators*
- 10 *Visitor Arrivals to Sarawak By Month*
- 11 *Visitor Arrivals to Sarawak By Country/Locality*
- 12 *Comparison Arrivals Via Air Year 2014 – Year 2015*
- 13 *Comparison Arrivals Via Land Year 2014 – Year 2015*
- 14 *Comparison Arrivals Via Sea Year 2014 – Year 2015*
- 15 *Comparison Arrivals By Mode Of Transport Into Sarawak Year 2014 – Year 2015*
- 16-17 *Participants of Sarawak-Malaysia My Second Home Programme (S – MM2H)*
- 18 *Sarawak Cruise Passenger Statistic 2015*
- 19 *Hotels*
- 19 *Average Occupancy Rate (AOR) of Hotels By Locality*
- 20 *Distribution of Hotels By Locality*
- 21 *Sarawak Homestay*
- 22-24 *National Parks*
- 25 *Sarawak Cultural Village*
- 26 *Meeting, Incentives, Conferences and Exhibitions (MICE)*
- 27 *Sarawak Museums*
- 28 *Tourist Guides*
- 29 *Tour And Travel Agencies*
- 30-32 *Aviation And Linkages In Sarawak*
- 33 *Iconic Festivals / Events in Sarawak*
- 34 *Important Contacts*

State of Sarawak.

Sarawak is the largest state in Malaysia. It lies on the island of Borneo bordering with the eastern state of Sabah, the Sultanate of Brunei and the Indonesian provinces of Kalimantan. It is home to 27 ethnic groups, each with its own distinct language, culture and lifestyle. Sarawak also known as the “Land of the Hornbill” has all the elements required to become Malaysia’s next desirable destination, from natural beauty, history, heritage, festivals to modern city living and luxury. Indeed, it has become a potpourri of experiences appreciated by travellers from all over the world.



Sarawak in Brief

Total Area	124,449.5 square kilometres
Location	<i>Between latitude 0^o50' and 5^oN and longitude 109^o36' and 115^o40'E on the Island of Borneo</i>
System of Government	<i>Parliamentary Democracy with a Constitutional Monarch</i>
Capital of Sarawak	<i>Kuching</i>
Major Ethnic Groups	<i>Malay, Iban, Chinese, Bidayuh, Melanau, Orang Ulu, Indian and other indigenous groups</i>
Major Languages	<i>Malay, English, Mandarin, Iban and other local dialects</i>
Major Religions	<i>Islam, Christianity, Buddhism and Hinduism</i>
Time	<i>GMT + 8 hours</i>
Climate	<i>Tropical: Warm and sunny throughout the year. Daily temperature range from 33^oC (90^oF) in the afternoon to 22^oC (70^oF) during the night</i>
Currency	<i>Ringgit Malaysia (RM) which is divided in 100 cents</i>
Exchange Rate (as of February 2016 *)	<i>1USD = 4.17 Ringgit Malaysia</i>

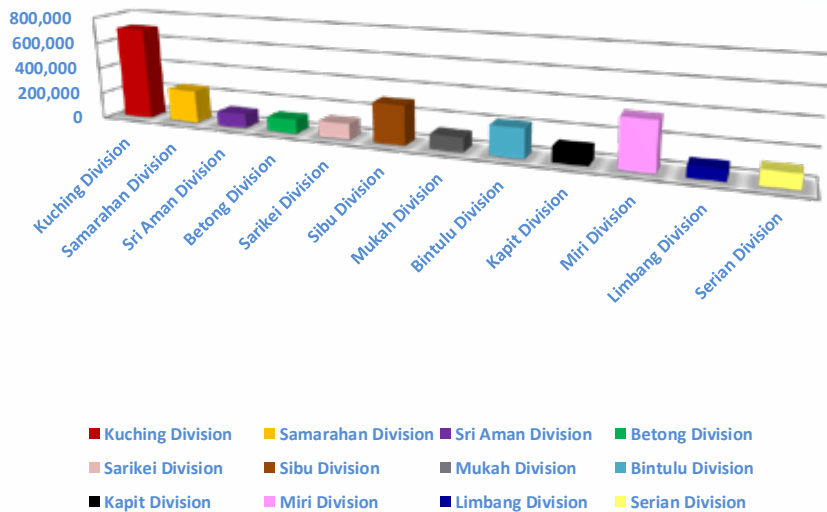
*Source: State Planning Unit; *Bank Negara Malaysia (Middle Rate), 2015.*

Key Summary Statistics of Malaysia (Sarawak)

Population.

Administrative District	Total Population (Year 2010)	
SARAWAK		2,379,631
<i>Kuching Division</i>		705,546
<i>Kuching</i>	617,887	
<i>Bau</i>	54,246	
<i>Lundu</i>	33,413	
<i>Samarahan Division</i>		159,023
<i>Samarahan</i>	87,923	
<i>Simunjan</i>	39,226	
<i>Asajaya</i>	31,874	
<i>Sri Aman Division</i>		108,225
<i>Sri Aman</i>	66,790	
<i>LubokAntu</i>	27,984	
<i>Betong Division</i>		108,225
<i>Betong</i>	62,131	
<i>Saratok</i>	46,094	
<i>Sarikei Division</i>		118,758
<i>Sarikei</i>	58,021	
<i>Meradong</i>	29,441	
<i>Julau</i>	15,816	
<i>Pakan</i>	15,480	
<i>Sibu Division</i>		299,768
<i>Sibu</i>	247,995	
<i>Kanowit</i>	28,954	
<i>Selangau</i>	22,819	
<i>Mukah Division</i>		110,024
<i>Mukah</i>	42,922	
<i>Dalat</i>	19,062	
<i>Matu</i>	17,369	
<i>Daro</i>	30,671	
<i>Bintulu Division</i>		220,048
<i>Bintulu</i>	189,146	
<i>Tatau</i>	30,383	
<i>Kapit Division</i>		112,762
<i>Kapit</i>	56,053	
<i>Song</i>	20,595	
<i>Belaga</i>	36,114	
<i>Miri Division</i>		364,561
<i>Miri</i>	300,543	
<i>Marudi</i>	64,018	
<i>Limbang Division</i>		86,571
<i>Limbang</i>	48,186	
<i>Lawas</i>	38,385	
<i>Serian Division</i>		138,149
<i>Serian</i>	110,542	
<i>Tebedu</i>	27,607	

Total Population (Year 2010)



Source: Department of Statistics Malaysia, 2010.

Publication : Population Distribution and Basic Demographic Characteristics 2010

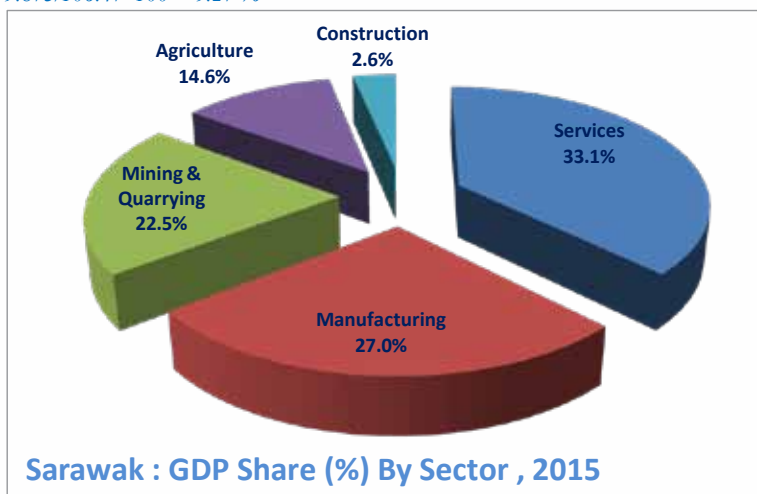
***The Population and Housing Census is conducted once in every 10 years by

Department of Statistics Malaysia. The last Census was conducted in 2010 and the next Census is expected to be carried out in 2020.

Sarawak Economy

Tourism GDP Contribution

$9.873/106.47*100 = 9.27\%$



Source: State Planning Unit, 2015.

Key Tourism Indicators

Indicators	2014	2015
Malaysia Tourist Arrivals	27,437,315	25,700,000
Malaysia Tourist Receipts (RM)	72.0 billion	69.1 billion
Sarawak Visitor Arrivals	4,857,867	4,517,179
- Total Foreign Arrivals	2,995,855	2,497,016
- Total Domestic Arrivals (West Malaysia & Sabah)	1,862,012	2,020,163
Average per capita expenditure for foreign visitor (RM)	2,545	*2,624.10
Estimated Foreign visitor receipts (RM)	7.624 billion	6.552 billion
Average per capita expenditure for domestic visitor (RM)	1,644	**1,644
Domestic visitor receipts (RM)	3.061 billion	3.321 billion
Total Tourism Receipts	10.686 billion	9.873 billion

Source:

Average Per Capita Expenditure: Tourism Malaysia

* *Estimated based on 2014 Tourism Malaysia's Survey Report*

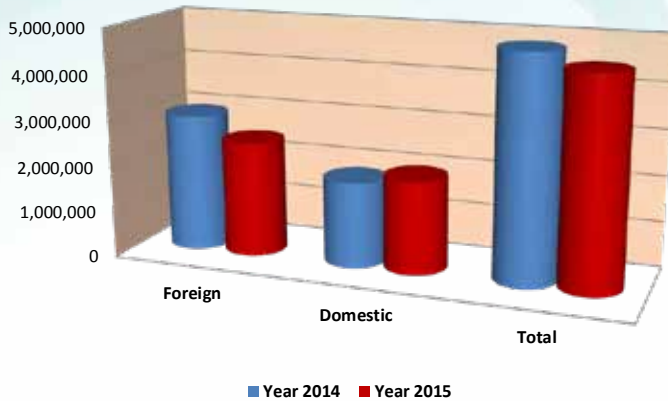
** *Estimated based on 2010 Ministry of Tourism Sarawak's Visitor Exit Survey*

Explanatory Notes: Defined by World Tourism Organization (UNWTO)

Visitor : *A visitor is a traveler taking a trip to a main destination outside his/her usual environment, for less than a year including a same day visitor, for any main purpose (business, leisure or other personal purpose) other than to be employed by a resident entity in the country or place visited.*

Tourist : *A visitor (domestic, inbound or outbound) is classified as a tourist if his/her trip includes an overnight stay.*

Sarawak Visitors Arrival



Source: Immigration Department Malaysia, 2015.

Visitor Arrivals To Sarawak By Month

Total Visitor Arrivals	2014	% Change 2014/2015	2015
January	369,700	1.28	374,529
February	337,212	13.31	389,003
March	402,536	7.62	435,764
April	365,155	8.93	400,986
May	411,121	-10.28	368,831
June	421,607	-16.37	352,578
July	348,475	14.79	400,002
August	433,430	-20.44	344,857
September	412,499	-15.56	348,299
October	440,199	-24.56	332,084
November	395,594	-16.58	330,022
December	520,339	-15.40	440,224
Total	4,857,867	-7.01	4,517,179


Source: Immigration Department Malaysia, 2015.

Visitor Arrivals To Sarawak By Country/ Locality

Citizenship	2014	% (+/-)	2015
Brunei	1,952,220	-18.76	1,585,997
Indonesia	547,158	-11.69	483,171
Philippines	135,861	-17.85	111,616
Singapore	49,059	-12.70	42,827
China	39,735	-17.16	32,916
India	32,487	-13.89	27,975
U. Kingdom	33,854	-17.99	27,763
Australia	21,039	-13.34	18,232
Thailand	31,955	-7.72	29,488
Eastern Europe	20,212	-13.44	17,495
Belg/Lux/Net	9,865	3.50	10,210
USA	12,778	-12.80	11,143
Japan	12,700	-17.56	10,470
Taiwan	8,433	-11.91	7,429
Canada	8,564	-10.43	7,671
Germany	8,182	-15.96	6,876
South Korea	7,448	7.21	7,985
N. Zealand	5,394	-12.64	4,712
Nor/Swe/Den/Fin	6,522	-16.96	5,416
France	6,570	-19.32	5,301
Pakistan	3,977	-10.44	3,562
Middle East	4,457	-14.76	3,799
Bangladesh	2,868	-16.46	2,396
Latin America	1,368	4.02	1,423
Sri Lanka	1,007	4.77	1,055
Russia	1,260	-13.97	1,084
Hong Kong	1,627	-44.93	896
Others	29,255	-3.92	28,108
Total Foreigner	2,995,855	-16.05	2,497,016
West Malaysia	1,100,485	1.34	1,115,258
Sabah	761,527	18.83	904,905
Total Domestic	1,862,012	8.49	2,020,163
Grand Total	4,857,867	-7.01	4,517,179

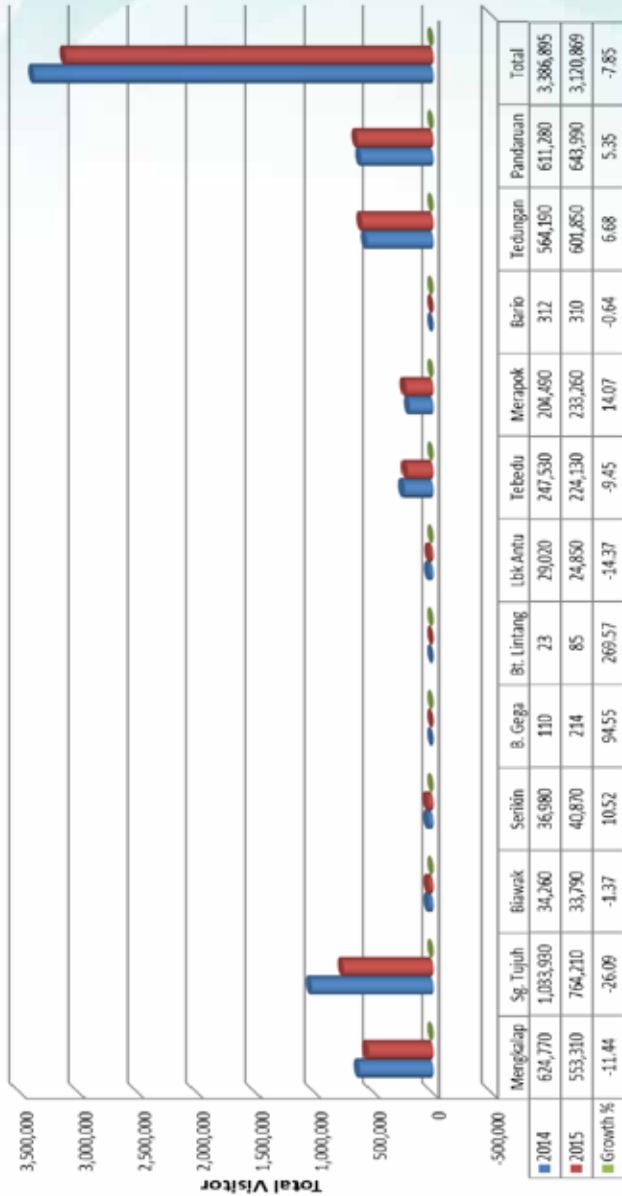
Source: Immigration Department Malaysia, 2015.

Comparison Arrivals via Airport Year 2014 & Year 2015



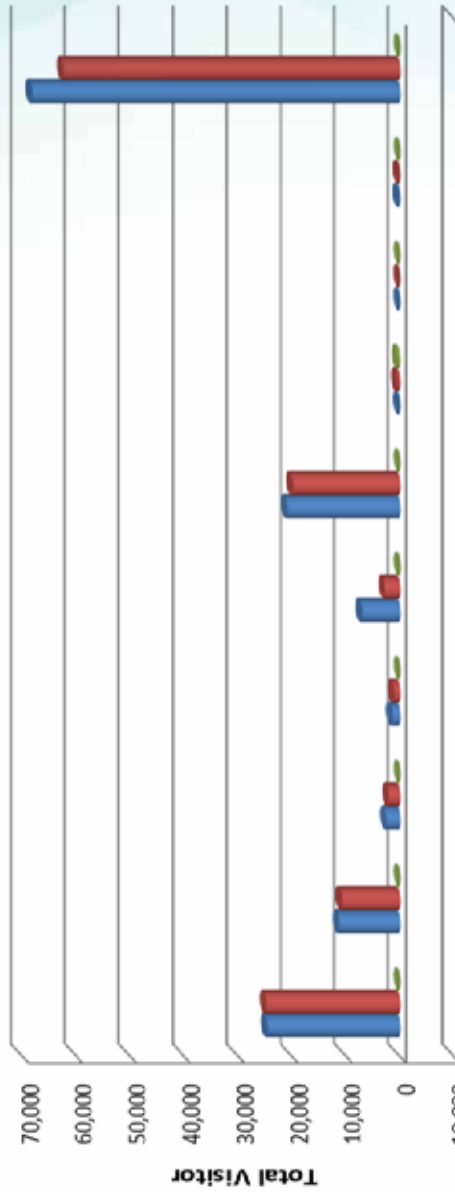
Source: Immigration Department Malaysia, 2015.

Comparison Arrivals via Land Year 2014 & Year 2015



Source: Immigration Department Malaysia, 2015.

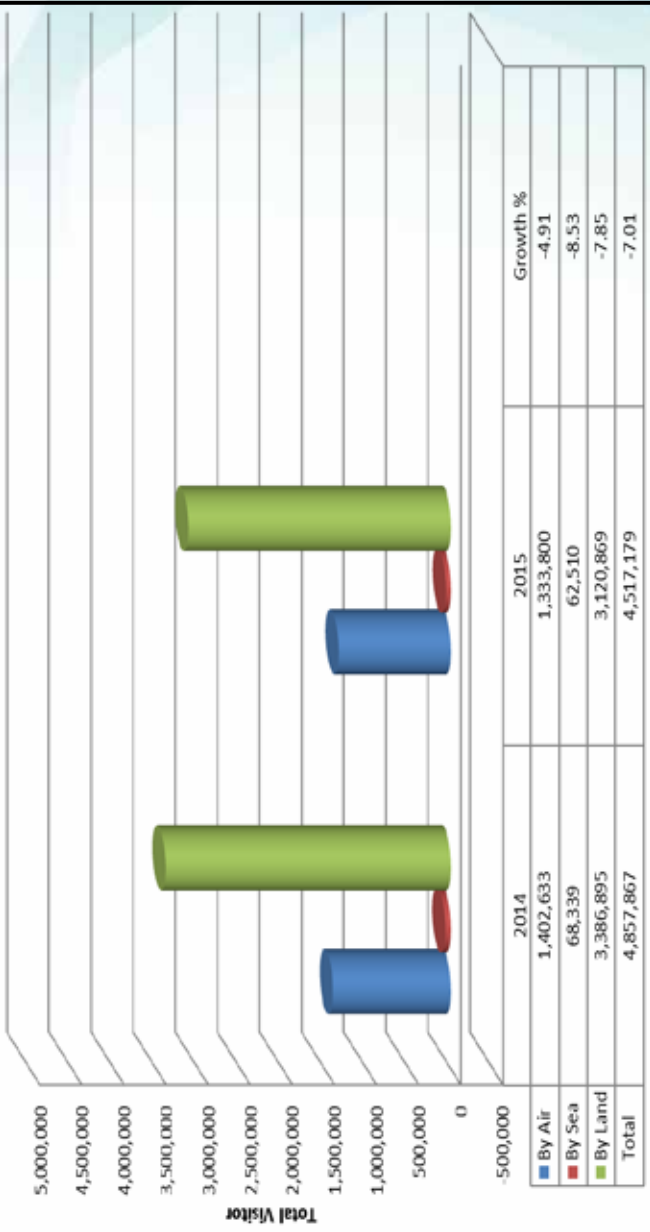
Comparison Arrivals via Sea Year 20114 & Year 2015



	Kuching	Sarikei	Sibü	Miri	Bintulu	Limbang	Lawas	Sundar	Sematan	Total
2014	24,661	11,341	2,575	1,401	7,090	20,901	110	40	220	68,339
2015	24,852	10,875	2,152	1,124	2,842	19,942	497	48	178	62,510
Growth %	0.77	-4.11	-16.43	-19.77	-59.92	-4.59	351.82	20.00	-19.09	-8.53

Source: Immigration Department Malaysia, 2015.

Comparison Arrival by Mode of Transport into Sarawak Year 2014 & Year 2015



Source: Immigration Department Malaysia, 2015.

SARAWAK MALAYSIA MY SECOND HOME PROGRAMME (S – MM2H)

TOP 5 COUNTRIES

NO	COUNTRY	YEAR					TOTAL
		2010	2011	2012	2013	2014	
1	BRITISH	13	7	5	7	0	37
2	TAIWAN	10	9	7	5	6	40
3	CHINA	4	5	3	17	16	59
4	INDONESIA	2	4	2	0	0	8
5	SINGAPORE	3	1	4	2	9	21
	TOTAL					TOTAL	165

Source: Immigration Department Malaysia, 2015.

Sarawak-Malaysia My Second Home Program (S-MM2H)

No.	Country	Year														Sub-Total		
		2000	2001	2002	2003	2004	2005	2006	2007	2008	2009	2010	2011	2012	2013		2014	2015
1	BRITISH (GBR)	7	3	3	8	11	2	12	15	8	6	13	7	5	7	-	5	112
2	TAIWAN	2	5	8	7	2	4	9	5	1	5	10	9	7	5	6	3	88
3	CHINA	-	-	-	1	2	1	3	2	-	5	4	5	3	17	16	14	73
4	INDONESIA	2	1	5	3	-	1	5	9	4	2	2	4	2	-	-	-	40
5	SINGAPORE	2	4	-	2	2	1	2	-	4	3	3	1	4	2	9	2	39
6	USA	-	-	-	2	2	2	1	4	3	2	5	-	1	1	4	2	29
7	KOREA	-	-	-	-	-	-	-	1	-	3	2	1	2	8	8	8	33
8	AUSTRALIA	-	-	-	-	-	1	3	1	1	2	2	3	8	2	-	1	23
9	GBR (BNO)	2	1	1	2	-	1	1	-	-	2	3	-	-	-	8	-	19
10	CANADA	2	-	-	-	-	1	-	-	-	2	2	1	2	6	1	-	17
11	GERMAN	-	1	1	-	-	-	1	1	3	2	1	-	1	-	-	-	11
12	HKG (SAR)	1	-	3	-	-	-	2	-	-	2	-	-	-	1	-	-	11
13	JEPUN	-	-	-	2	-	1	2	-	-	-	-	2	-	-	2	3	12
14	BRUNEI	-	1	-	-	-	0	1	-	-	-	-	2	1	1	-	5	12
15	NETHERLANDS	1	-	-	-	-	1	1	-	-	-	-	-	1	2	-	-	6
16	PERANCIS	-	1	-	-	-	1	1	-	-	-	-	2	-	-	-	-	5
17	INDIA	-	-	-	-	-	-	1	2	-	-	-	2	-	-	-	-	5
18	SYRIA	-	-	-	-	-	-	-	-	-	-	-	-	-	-	5	-	5
19	SWITZERLAND	2	-	-	-	-	1	-	-	1	-	-	-	-	-	-	-	4
20	PAKISTAN	-	-	-	-	-	-	-	-	-	-	-	-	-	-	4	-	4
21	PHILIPPINES	-	-	-	-	-	-	-	-	-	-	-	-	-	4	-	-	4
22	IRELAND	-	-	-	-	-	1	1	-	1	-	-	-	-	-	-	-	3
23	IRAN	-	-	-	-	-	-	-	-	3	-	-	-	-	-	-	-	3
24	UZBEKISTAN	-	-	-	-	-	-	-	-	-	-	-	3	-	-	-	-	3
25	N. ZEALAND	-	-	-	-	-	1	-	-	1	-	-	-	-	-	-	-	2
26	RUSIA	-	-	-	-	-	-	-	-	-	-	-	-	-	2	-	-	2
27	SOUTH AFRICA	-	-	-	-	-	-	-	-	-	-	-	-	1	-	-	-	1
28	SAUDI ARABIA	-	-	-	-	-	1	-	-	-	-	-	-	-	-	-	-	1
29	KENYA	-	-	-	-	-	-	-	1	-	-	-	-	-	-	-	-	1
30	MAURITIUS	-	1	-	-	-	-	-	-	-	-	-	-	-	-	-	-	1
31	BELGIUM	-	-	-	-	-	1	-	-	-	-	-	-	-	-	-	-	1
32	NORWAY	-	-	-	-	-	1	-	-	-	-	-	-	-	-	-	-	1
33	SWEDEN	-	-	-	-	-	-	-	-	-	-	-	-	-	1	-	-	1
34	MYANMAR	-	-	-	-	-	-	-	-	-	-	-	-	-	1	1	-	1
35	DENMARK	-	-	-	-	-	-	-	-	-	-	-	-	-	1	-	-	1
36	BRAZIL	-	-	-	-	-	-	-	-	-	-	-	-	1	-	-	-	1
37	FINLAND	-	-	-	-	-	-	-	-	-	-	-	-	-	-	-	-	1
	Total	21	16	23	25	19	21	48	41	25	39	47	42	39	52	72	47	577

Sarawak Cruise Passenger Statistic 2015

No	Date	Cruise	Passenger	Crew	Total
1	6 January	Silverwind, Monaco	260	220	480
2	13 March	Seaborn Sojawan, US	450	330	780
3	30 March	MS Insignia, US	427	400	827
4	31 May	NGO, USA	85	63	148
5	7 June	NGO, USA	102	63	165
6	5 September	NGO, USA	105	63	168
7	20 October	MS Statendan, US	1100	557	1657
8	2 November	MS Insignia, US	579	400	979
9	12 November	Silvershadow, Monaco	336	302	638
10	22 December	MS Europa, Germany	350	285	635
Total			3,794	2,683	6,477

Data Source : Shipping Agents & Shorex Operators, 2015

Hotels

Number Of Registered Hotels By Classification As Of 2015

Rating	Hotel	Room
5 Star	5	1,396
4 Star	15	3,701
3 Star	17	2,409
2 Star	14	1,130
1 Star	13	806
3 Orchid	18	536
2 Orchid	57	1,367
1 Orchid	41	1,073
Total:	180	12,418

Source: Ministry of Tourism and Culture Malaysia, 2015.

Average Occupancy Rates of Hotels By Locality (January – June 2014/2015)

Locality	2014 (%)	2015 (%)	Difference
Sarawak	56.5	57.1	0.6
Kuching	53.1	55.1	2.0
Miri	67.1	61.8	-5.3

Source: Tourism Malaysia, 2015.

Distribution of Hotels by Locality

No	Locality	★Hotels (No. of Rooms)					Orchid (No. of Rooms)			Total
		5	4	3	2	1	3	2	1	
1	Kuching	4 (1,187)	6 (1,706)	6 (831)	4 (277)	3 (313)	4 (113)	9 (227)	11 (232)	47 (4,886)
2	Lundu	-	-	-	-	-	-	-	1 (11)	1 (11)
3	Serian	-	-	-	-	-	-	1 (26)	-	1 (26)
4	Simunjan	-	-	-	-	-	-	-	1 (19)	1 (19)
5	Sri Aman	-	-	1 (158)	-	-	-	5 (90)	1 (16)	7 (264)
6	Lubok Antu	-	-	1 (100)	-	-	-	1 (19)	-	2 (119)
7	Betong	-	-	-	1 (73)	-	-	2 (42)	-	3 (115)
8	Saratok	-	-	-	-	-	1 (17)	1 (17)	1 (29)	3 (66)
9	Sarikei	-	-	-	1 (32)	-	-	7 (180)	-	8 (212)
10	Bintangor	-	-	-	-	-	-	-	-	-
11	Mukah	-	-	2 (299)	-	-	-	2 (56)	-	4 (355)
12	Sibu	-	2 (394)	2 (284)	2 (217)	3 (94)	5 (151)	7 (183)	8 (191)	29 (1,514)
13	Kapit	-	-	-	1 (46)	1 (19)	2 (35)	4 (75)	1 (26)	11 (237)
14	Bintulu	-	1 (225)	3 (386)	4 (419)	3 (189)	2 (73)	8 (213)	1 (168)	22 (1,673)
15	Miri	1 (209)	6 (3,701)	1 (132)	1 (66)	2 (138)	3 (107)	2 (69)	7 (212)	24 (4,634)
16	Niah	-	-	-	-	-	-	1 (33)	-	1 (33)
17	Marudi	-	-	-	-	1 (50)	1 (40)	1 (30)	2 (39)	5 (159)
18	Limbang	-	-	3 (219)	-	-	-	4 (79)	4 (83)	9 (381)
19	Lawas	-	-	-	-	-	-	2 (45)	3 (47)	5 (92)
	Total:	5 (1,396)	15 (6,026)	17 (2,409)	14 (1,130)	13 (803)	18 (536)	57 (1,367)	41 (1,073)	180 (14,796)

Source: Ministry of Tourism and Culture Malaysia, 2015.

Sarawak Homestay

Homestay Operators, 2015.

Division	No. of Homestay	No. of Operator	No. of Room
Kuching	13	175	226
Serian	2	31	48
Samarahan	1	10	19
Sri Aman	1	10	13
Sibu	2	32	35
Miri	6	127	195
Kapit	1	12	32
Betong	1	9	9
Mukah	1	10	10
Sarikei	1	19	25
Limbang	3	48	104
Total	32	483	716

Homestay Visitors And Receipt, 2015.

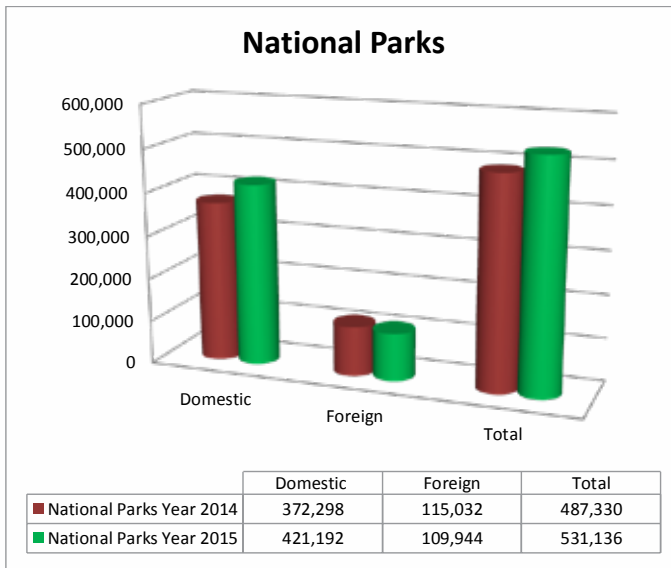
Year	No. of Homestay	Domestic Visitor	Foreign Visitor	Total Visitor	Receipt (RM)
2014	31	23,488	8,827	32,315	4,065,944.40
2015	32	25,545	5,819	31,364	4,310,459.70

Source: Ministry of Tourism and Culture Malaysia, 2015.

National Parks

Visitor Arrivals

Year	Domestic Visitors	Foreign Visitors	Total
2014	372,298	115,032	487,330
2015	421,192	109,934	531,126



Source: Sarawak Forestry Corporation/Forest Department, Sarawak, 2015.

Domestic Visitors By National Parks

National Park	2014	2015	%
Bako National Park	14,837	17,896	17.09
Gunung Mulu National Park	6,549	5,780	-11.74
Niah National Park	19,829	21,866	9.31
Lambir Hills National Park	13,776	12,902	-6.34
Similajau National Park	12,087	23,509	48.58
Kubah National Park	9,147	11,727	22.00
Gunung Gading National Park	18,011	16,185	-10.13
Batang Ai National Park	36	50	28
Matang Wildlife Centre	28,834	33,162	13.05
Semenggoh Nature Reserve	57,508	46,304	-19.48
Sama Jaya Forest Park	147,467	169,756	13.13
Loagan Bunut National Park	847	1,048	19.17
Tanjung Datu National Park	191	536	64.36
Wind Cave Nature Reserve	25,286	23,911	-5.43
Talang Satang National Park	361	266	-26.31
Fairy Cave National Reserves	17,532	20,146	12.97
Santubong National Park	N/A	8,074	N/A
Meludam National Park	0	0	N/A
Total	372,298	421,192	9.88

Source: Sarawak Forestry Corporation/Forest Department, Sarawak, 2015.

Foreign Visitors By National Parks

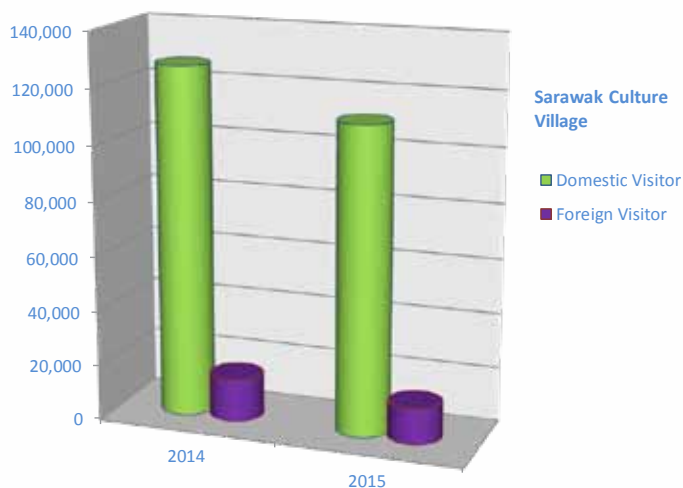
National Park	2014	2015	%
Bako National Park	32,622	28,211	-13.52
Gunung Mulu National Park	13,635	12,843	-5.80
Niah National Park	5,684	5,189	-8.70
Lambir Hills National Park	3,727	3,401	-8.74
Similajau National Park	1,288	2,676	51.86
Kubah National Park	3,481	3,163	-9.35
Gunung Gading National Park	2,868	2,082	-27.40
Batang Ai National Park	34	24	-29.41
Matang Wildlife Centre	5,059	3,690	-27.06
Semenggoh Nature Reserves	34,889	30,335	-13.05
Sama Jaya Forest Park	15	3,941	99.61
Loagon Bunut National Park	32	51	37.25
Tanjung Datu National Park	340	477	28.72
Wind Cave Nature Reserves	4,446	3,761	-15.40
Talang Satang National Park	1,108	963	-13.08
Fairy Cave Nature Reserves	5,804	5,081	-12.45
Santubong National Park	0	2,017	N/A
Meludam National Park	0	6	N/A
Total	115,032	109,928	-6.19

Source: Sarawak Forestry Corporation/Forest Department, Sarawak, 2015.

Sarawak Cultural Village

Visitor Arrivals To Sarawak Cultural Village, 2015

Locality	2014	2015	% Δ
Domestic Visitor	127,338	111,268	-12.61
Foreign Visitor	15,547	13,006	-16.34
TOTAL:	142,886	124,274	-13.02

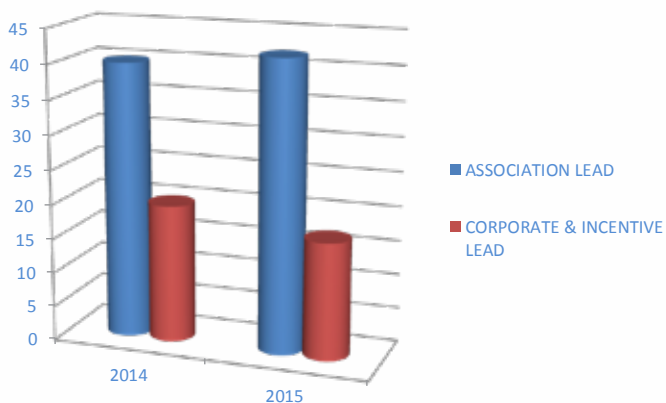


Source: Sarawak Cultural Village, 2015.

Meeting, Incentives, Conferences and Exhibitions (MICE)

Year	Number Bids Won	Total Delegates	Delegate Expenditure (RM)
2014	60	17,999	30.0 million
2015	59	17,910	32.6 million

LEAD	2014	%	2015	%
ASSOCIATION LEAD	40	66.7	42	71.72
CORPORATE & INCENTIVE LEAD	20	33.3	17	28.8



Source: Sarawak Convention Bureau, 2015.

Sarawak Museums

No	Museum	Visitors Arrival (Year)		
		2014	% Δ	2015
1	Sarawak Museum	372,048	-50.30	184,891
3	Chinese Museum	57,582	-12.71	50,261
4	Islamic Museum	76,915	-67.02	25,361
5	Limbang Museum	3,346	24.46	4,430
6	Baram Museum	24,424	-46.49	13,069
7	Niah Museum	17,173	2.65	17,642
8	Fort Margherita	4,723	72.12	16,944
9	Textile Museum	59,105	25.26	79,090
10	Petroleum Museum	29,052	14.03	33,794
12	Natural Historical Museum	38,012	-34.44	24,918
13	Cat Museum	79,353	-4.53	75,753
14	Women Museum	20,769	-37.09	13,064
15	Fort Alice	0	0	23,662
	Total	782,502	-35.12	562,879

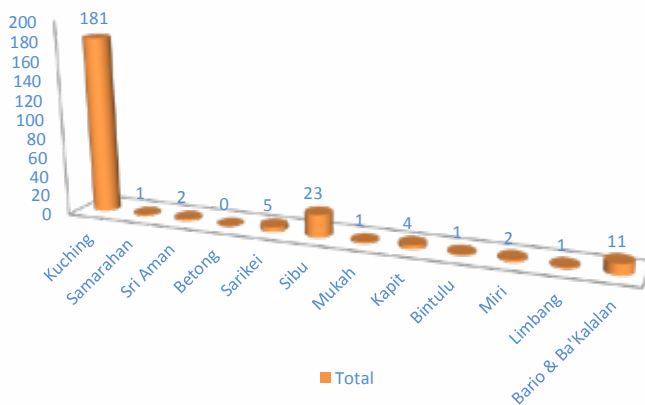
Source: Museum Department, Sarawak, 2015.

Tourist Guides

Licensed Tourist Guides By Division / Town Year 2015.

No	Division/Town	Equity					Total
		Blue	Beige	Total	Bumi	Non Bumi	
1	Kuching	147	46	193	86	117	203
2	Samarahan	1	0	1	1	-	1
3	Sri Aman	1	1	2	2	-	2
4	Betong	-	-	-	-	-	-
5	Sarikei	1	4	5	4	1	5
6	Sibu	5	19	24	6	8	14
7	Mukah	-	1	1	1	-	1
8	Kapit	-	4	4	3	1	4
9	Bintulu	1	-	1	1	-	1
10	Miri	2	1	3	-	3	3
11	Limbang (Bario)	-	9	9	9	-	1
Total		158	85	243	113	130	235

Source: Licensing Department, Ministry of Tourism and Culture Malaysia, 2015.



Tour And Travel Agencies

Number Of Active License For Tour And Travel Agencies As Of 2015.

No	License	Category	Total
1	Single Licence	<i>Inbound</i>	68
		<i>Outbound</i>	-
		<i>Ticketing</i>	16
		<i>MM2H</i>	4
2	Dual Licence	<i>Inbound & Outbound</i>	3
		<i>Inbound & Ticketing</i>	38
		<i>Outbound & Ticketing</i>	8
3	Multiple Licence	<i>Inbound, Outbound & Ticketing</i>	122
<i>Total</i>			259

Source: Licensing Department, Ministry of Tourism and Culture Malaysia, 2015.

Aviation And Linkages In Sarawak

International Routes to Sarawak By MAS & MASwings (As of 31st December 2015).*

Routes	Day	Frequency / Day							Total
		Sun	Mon	Tue	Wed	Thu	Fri	Sat	
Kuala Lumpur - Kuching	# of flights	10	9	10	9	10	9	10	67
Kuala Lumpur - Sibu	# of flights	2	2	2	2	2	2	2	14
Kuala Lumpur - Bintulu	# of flights	2	2	2	2	2	2	2	14
Kuala Lumpur - Miri	# of flights	4	5	5	4	5	5	3	31
Singapore - Kuching	# of flights	1	1	1	1		1	1	6
Kota Kinabalu - Kuching	# of flights	1	1	2	1	1	2	1	9
Kota Kinabalu - Sibu	# of flights	1	1		1	1	1		5
Kota Kinabalu - Bintulu	# of flights		2	1	2	2	1		8
Kota Kinabalu - Miri	# of flights	3	4	2	4	4	1	4	22
Kota Kinabalu - Mulu	# of flights	1	1	1	1	1	1	1	7
Labuan - Miri	# of flights	5	5	4	5	5	4	5	33
Pontianak - Kuching	# of flights	1	1	2	1	1	1	1	7
								Total:	223

* *Flight Frequency is extracted from Airlines website and subject to change. Please refer to individual Airlines website for latest update.*

International Routes to Sarawak By AirAsia (As of 31st December 2015).*

Routes	Day	Frequency / Day							Total
		Sun	Mon	Tue	Wed	Thu	Fri	Sat	
Kuala Lumpur - Kuching	# of flights	12	13	13	13	13	13	14	91
Kuala Lumpur - Sibü	# of flights	6	7	8	6	6	7	7	47
Kuala Lumpur - Bintulu	# of flights	2	2	3	2	2	2	2	15
Kuala Lumpur - Miri	# of flights	5	5	5	5	5	5	5	35
Johor Bahru - Kuching	# of flights	5	5	6	4	5	4	5	34
Johor Bahru - Sibü	# of flights	3	3	1	1	2	2	3	15
Johor Bahru - Miri	# of flights	1	1	2	1	2	1	2	10
Singapore - Kuching	# of flights	2	1	1	1	1	2	1	9
Kota Kinabalu - Kuching	# of flights	3	3	3	3	3	3	3	21
Kota Kinabalu - Miri	# of flights	2	2	2	2	2	2	2	14
Penang - Kuching	# of flights	2	2	2	2	2	2	2	14
Singapore – Miri	# of flights	1	1		1		1		4
Kota Bharu - Kuching	# of flights			1		1		1	3
								Total:	312

* *Flight Frequency is extracted from Airlines website and subject to change. Please refer to individual Airlines website for latest update.*

International Routes to Sarawak By Silk Air (As of 31st December 2015).*

Routes	Frequency / Day								Total
	Day	Sun	Mon	Tue	Wed	Thu	Fri	Sat	
Singapore - Kuching	# of flights	1		1		1		1	4
<i>Total:</i>									4

* *Flight Frequency is extracted from Airlines website and subject to change. Please refer to individual Airlines website for latest update.*

International Routes to Sarawak By Malindo Air (As of 31st December 2015).*

Routes	Frequency / Day								Total
	Day	Sun	Mon	Tue	Wed	Thu	Fri	Sat	
Kuala Lumpur - Kuching	# of flights	2	2	2	2	2	2	2	14
<i>Total:</i>									14

* *Flight Frequency is extracted from Airlines website and subject to change. Please refer to individual Airlines website for latest update.*

International Routes to Sarawak By Express Air (As of 31st December 2015).*

Routes	Frequency / Day								Total
	Day	Sun	Mon	Tue	Wed	Thu	Fri	Sat	
Pontianak – Kuching	# of flights	1		1				1	3
<i>Total:</i>									3

* *Flight Frequency is extracted from Airlines website and subject to change. Please refer to individual Airlines website for latest update.*

Iconic Festivals/Events in Sarawak, 2016

No.	Festive Event	Date*	Venue
1	Rainforest World Music Festival	5 th – 7 th August	Sarawak Cultural Village, Kuching
2	Borneo International Yachting Challenge	16 th June	Marina Bay, Miri
3	Sarawak International Dragon Boat Regatta & Sarawak Regatta (Kuching Waterfront Festival)	11 th – 13 th Nov	Kuching Waterfront, Kuching
4	Borneo Jazz Festival	13 th – 14 th May	Miri City
5	Mukah Kaul Festival	6 th – 8 th May	Kaul Festival Site, Mukah
6	World Harvest Festival	29 th April – 1 st May	Sarawak Cultural Village, Kuching
7	Borneo International Kite Festival	28 th Sept – 2 nd Oct	Bintulu
8	Borneo Cultural Festival	21 st – 30 th July	Sibu Square, Sibu
9	Tidal Bore Festival	6 – 8 th May 2016	Batang Lupar Waterfront, Sri Aman
10	Padawan, Kuching Raft Safari	14 th August	Padawan, Kuching.
11	Miri City Deep Sea Fishing Tournament	14 th – 17 th April 2016	Miri, Sarawak

* Dates are subjected to changes annually. Please refer to Ministry of Tourism Sarawak Website at www.mot.sarawak.gov.my for annual update.

Important Contacts

No	Government Agencies.	Tourism Agencies.	Airline Agencies.
1	Ministry of Tourism Sarawak Level 2, Bangunan Baitul Makmur Petra Jaya, Kuching 93050 Sarawak Tel: (+6082) 319313 (Office) Fax: (+6082) 441277 Website: www.mot.sarawak.gov.my E-mail: ikpj@sarawak.gov.my	Sarawak Tourism Board 5 th , 6 th & 7 th Floor, Bangunan Yayasan Sarawak, Jalan Masjid, Kuching 93400 Sarawak Malaysia Tel: (+6082) 423600 Fax: (+6082) 416700 Website: www.sarawaktourism.com www.rainforestmusic-borneo.com www.facebook.com/sarawaktravel	Malaysia Airlines System & MasWings Toll-Free : 1300 883000 Tel : (+603) 78433000 Website : www.malaysiaairlines.com
2	Ministry of Tourism and Culture Malaysia, Sarawak Office 3 th Floor, Bangunan Sultan Iskandar Jalan Simpang Tiga, Kuching 93350 Sarawak Malaysia Tel: (+6082) 235033 Fax: (+6082) 234010 Website: www.motac.gov.my	Malaysia Tourism Promotion Board, Sarawak Parcel 297-2-1, Level 2, Riverbank Suites Jalan Tunku Abdul Rahman, Kuching 93350 Sarawak Malaysia Tel: (+6082) 246775 Fax: (+6082) 246442 Website: www.tourismmalaysia.gov.my	Malindo Air Kuching Sales & Ticketing Office: L2L, 15A, LEVEL 2 Kuching International Airport, 93722 Kuching, Sarawak. Business hours are from 7am to 10pm daily. www.malindoair.com
3	Immigration Department, Sarawak Tingkat 1 & 2, Bangunan Sultan Iskandar Jalan Simpang Tiga 93350 Kuching, Sarawak Tel: (+6082) 230280 Fax: (+6082) 428606 Website: www.imi.gov.my Immigration Department, Sarawak Kuching International Airport Tel: (+6082) 457575	Sarawak Convention Bureau Lot 31, Jalan Masjid, 93400 Kuching, Sarawak, Malaysia Tel : (+6082) 242516 Fax : (+6082) 242519 Website : www.sarawakcb.com	AirAsia Tel: (+6082) 454242 Website: www.airasia.com
4	Tourist Police Unit Tel: (+6082) 250522	Sarawak Tourism Federation Kuching Waterfront, Main Bazaar, 93000 Kuching, Sarawak, Malaysia. P.O. Box 887, 93718 Kuching. Tel: (+6082) 240620 Fax: (+6082) 427151 Website: www.stf.org.my	Silk Air Tel: (60-82) 256 772 / 256 773 Website : www.silkair.com
5	Sarawak Forestry Corporation Lot 218, KCLD, Jalan Tapang, Kota Sentosa, 93250 Kuching, Sarawak Toll-Free : 1800 882526 Tel : (+6082) 610088 Fax : (+6082) 610099 Email : info@sarawakforestry.com	Kuching Visitors' Information Centre Tel: (+6082) 410944/2 Sibu Visitors' Information Centre Tel: (+6084) 340980 Miri Visitors' Information Centre Tel: (+6085) 434181	Express Air www.xpressair.co.id



55th ICCA Congress
Gathering Of The ICCA Global Tribes
Date : 13th - 16th November 2016
Venue : Borneo Convention Centre Kuching, Sarawak.
www.congress2016.iccaworld.org